

Mr DW

- 50M Chinese
- Otherwise well
- HBsAg positive
- E antigen positive
- ALT 70 (4/2017)
- Non drinker Non smoker
- No Meds
- No TCM
- What do you next?

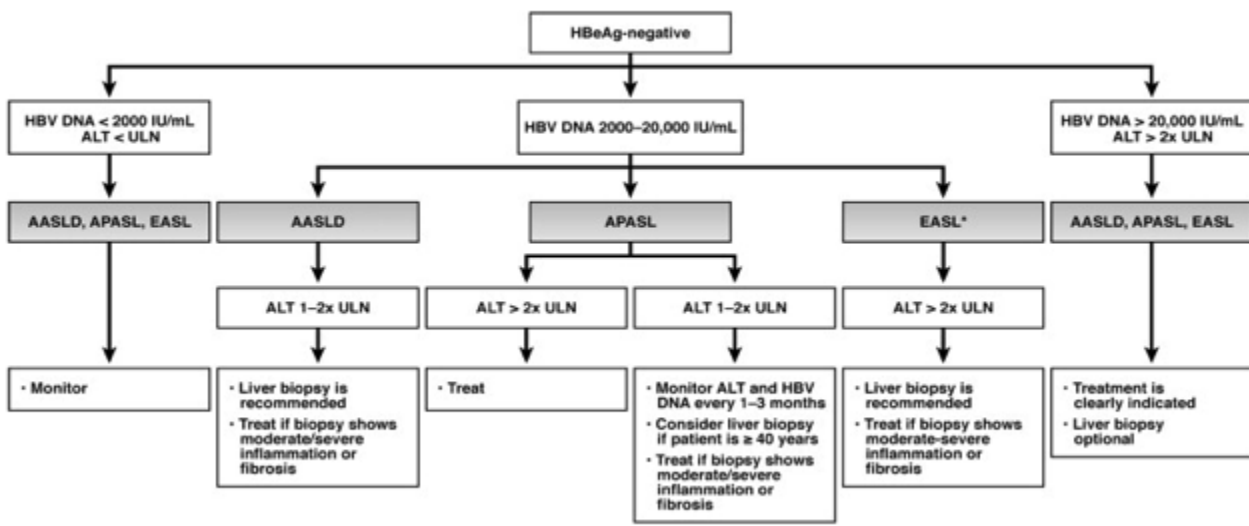
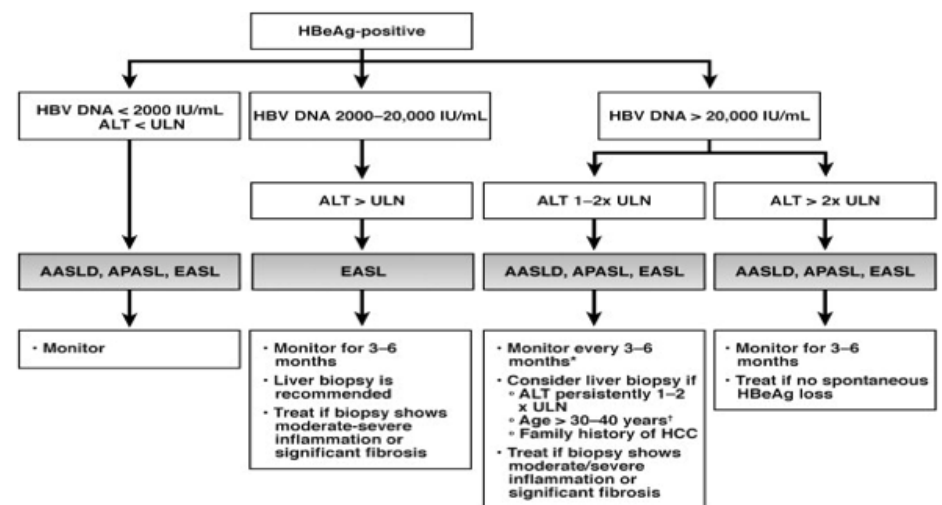
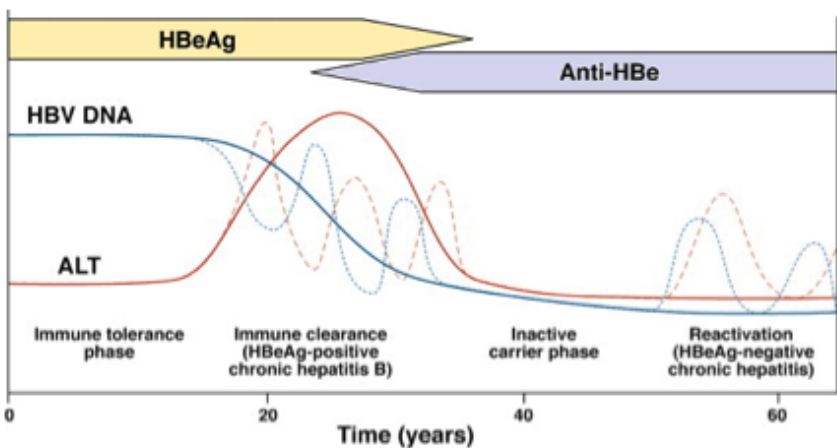
Investigations

- HBVDNA > 9 log IU/ml
- Albumin – Normal
- CBC – Normal
- USS – fatty liver
- Does he need treatment?
- Do you need to investigate further?

Progress

- ALT 171 (4/2017)
- ALT 200 (10/2017)
- Reluctant to have treatment
- What should we do?

Natural History and Treatment



Progress

- Convinced him to have treatment
- ALT 300! (1/2018)
- What now!

Progress

- HBVDNA 5 log
- INR normal
- Feels well
- What do we do?

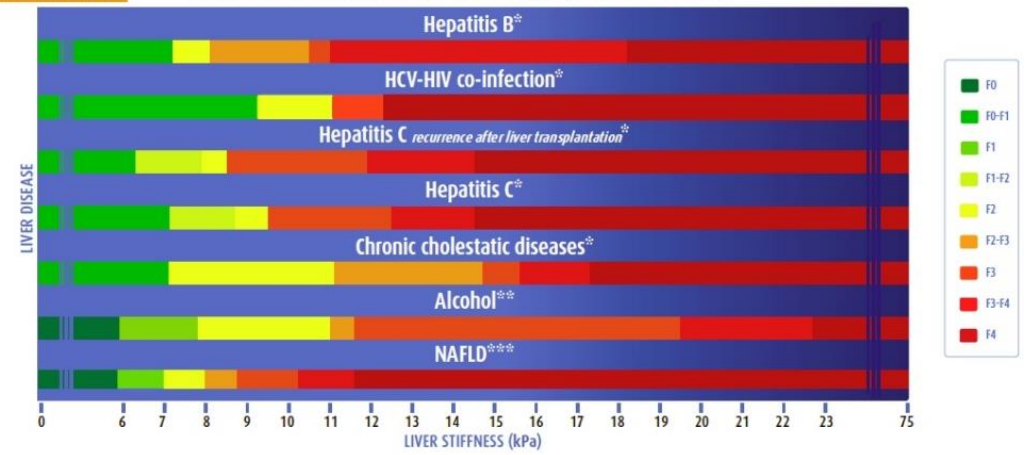
FibroScan

- ALT High
- Is the Diagnosis Correct
- Any other causes?

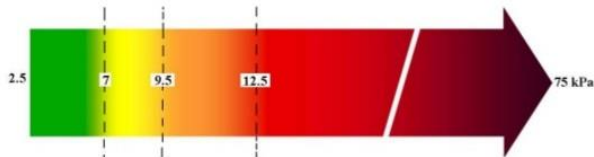


SCORING CARD

CORRELATION BETWEEN LIVER STIFFNESS (kPa) & FIBROSIS STAGE



Liver stiffness cut-offs in chronic liver diseases



Matavir	F0-F1	F2	F3	F4
Fibrosis	Mild	Sign	Severe	Cirrhosis



Liver Workup

- Hepatitis C
- ANA, AMA, LKM, SLA, alpha-1 antitrypsin
- Coeliac antibodies
- Tissue Autoantibodies
- Ceruloplasmin
- INR normal

Liver Biopsy

- Liver Biopsy – Steatohepatitis with moderate fatty change with mild chronic hepatitis B and moderate fibrosis!

Low Ceruloplasmin

- Serum Copper Normal
- 24 hour urinary copper normal
- Slit lamp normal
- Wilson's Disease rare – Most common in Chinese patients